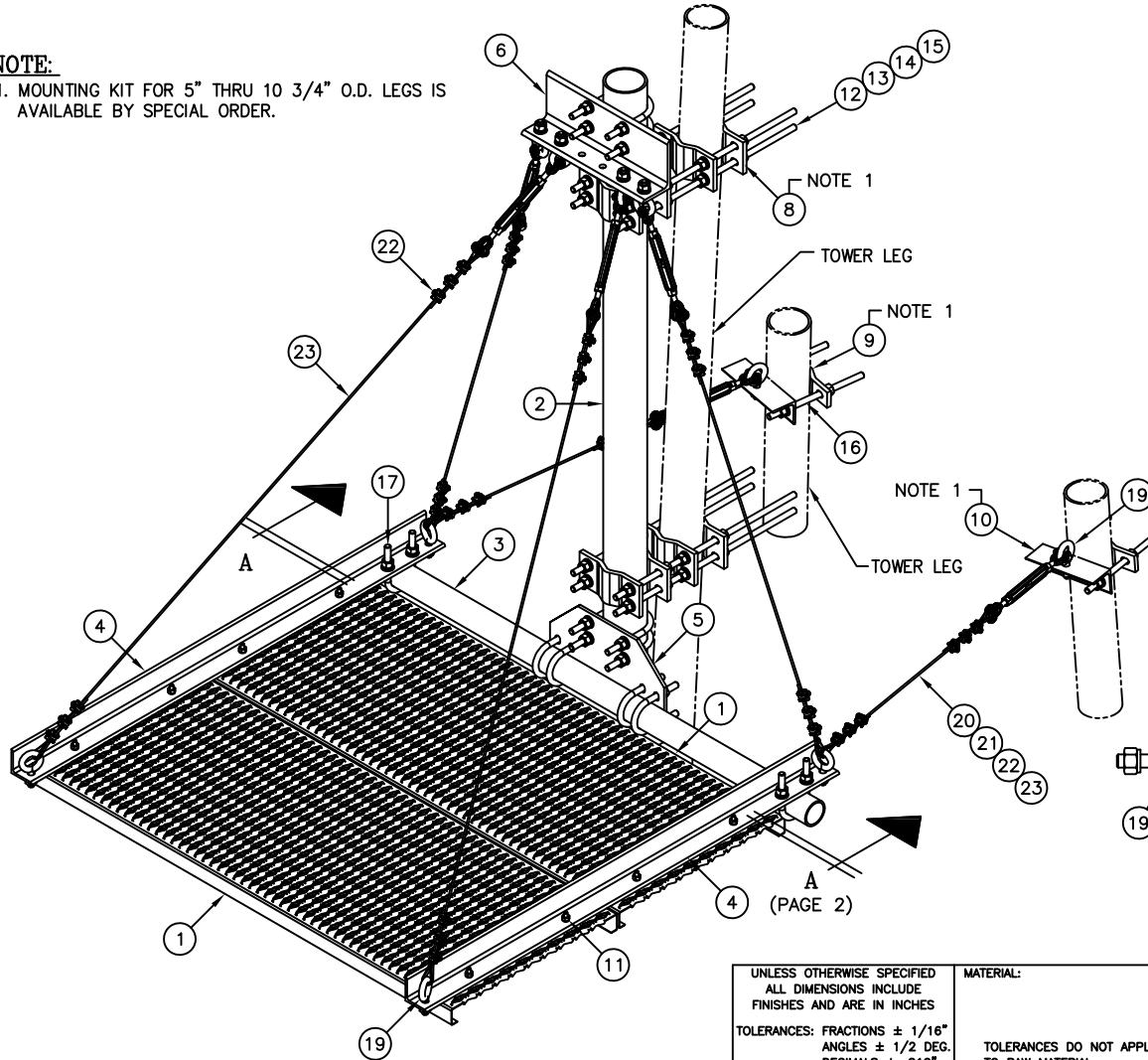
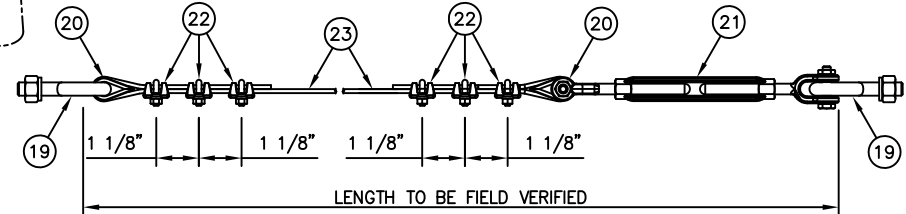


**NOTE:**

1. MOUNTING KIT FOR 5" THRU 10 3/4" O.D. LEGS IS AVAILABLE BY SPECIAL ORDER.



C30085001 ICE SHIELD ASSEMBLY				
ITEM	QTY.	PART NO.	DESCRIPTION	WEIGHT
1.	2	C20137006	SAFETY GRATING, 2'-0" WIDE BY 5'-0" LONG	74
2.	1	C10981407	PIPE, 4 1/2" O.D. X W/0.180 X 7'-0	58
3.	1	C10901305	PIPE, 2 7/8" O.D. X W/0.203 X 5'-3	32
4.	2	CS00160	ANGLE, ICE SHIELD SUPPORT	51
5.	1	CS00156	PLATE, ICE SHIELD MOUNT	22
6.	1	CS01926	ANGLE, ICE SHIELD HANGER	19
7.	4	CS00158	PLATE, ICE SHIELD BACKUP	9
8.	8	CS00017	4 HOLE ADAPTER CLAMP 1 1/2" TO 5" O.D.	39
9.	2	CS00144	2 HOLE ADAPTER CLAMP 1 1/2" TO 5" O.D.	5
10.	2	CS01925	ANGLE, ICE SHIELD TIE BACK	7
11.	8	C40024006	BOLT ASSEMBLY, 3/8" Ø X 2 GR 5	1
12.	16	C40042007	NUT, 5/8" Ø A194 GRADE 2H	1
13.	16	C40030012	LOCKWASHER, 5/8" Ø	1
14.	16	C40031003	FLATWASHER, 5/8" Ø HARDENED ASTM F436	1
15.	8	C40099004	THREADED ROD ASS'Y, 5/8" Ø X 2'-2 ASTM A193	22
16.	4	C40099002	THREADED ROD ASS'Y, 5/8" Ø X 1'-0 ASTM A193	6
17.	6	C40034025	U-BOLT ASSEMBLY, 5/8" Ø X 3 9/16" C-C	11
18.	6	C40034032	U-BOLT ASSEMBLY, 5/8" Ø X 5 3/16" C-C	13
19.	10	C40079002	EYEBOLT ASSEMBLY, 5/8" Ø X 1 3/4	6
20.	12	C40055011	THIMBLE, 3/16" STD	1
21.	6	C40051018	TURNBUCKLE, 1/2" X 6" J & J HDG	9
22.	36	C40056001	WIRE ROPE CLIP, 3/16"	4
23.	1	C30998120	AIRCRAFT CABLE, 3/16" X 120'-0	9
TOTAL WEIGHT				401

**TYPICAL CABLE ASSEMBLY**

Distributed By  
**Rosenberger**  
Rosenberger Site Solutions, LLC  
Call 1.866.598.5250 or visit [www.RLSS.us](http://www.RLSS.us)

**ISOMETRIC VIEW**  
(SEE PAGE 2 FOR MORE DETAILS)

UNLESS OTHERWISE SPECIFIED ALL DIMENSIONS INCLUDE FINISHES AND ARE IN INCHES				MATERIAL:	
TOLERANCES: FRACTIONS ± 1/16" ANGLES ± 1/2 DEG. DECIMALS ± .010"				TOLERANCES DO NOT APPLY TO RAW MATERIAL	
4	1/29/09	WRF	MC	REVISED PART NUMBERS OF ITEMS 6, 10, & EYEBOLTS WERE 3/8" & TURNB. WERE 1/4"	
3	1/13/09	MLC	MC	REVISE PIPE (ITEM 2)	
2	04/07/08	WRF	WMN	ADDED ISOMETRIC VIEW	
1	04/04/03	KLE	DLW	REVISED PART NUMBERS	
REV	DATE	DRW	CHK	DESCRIPTION	

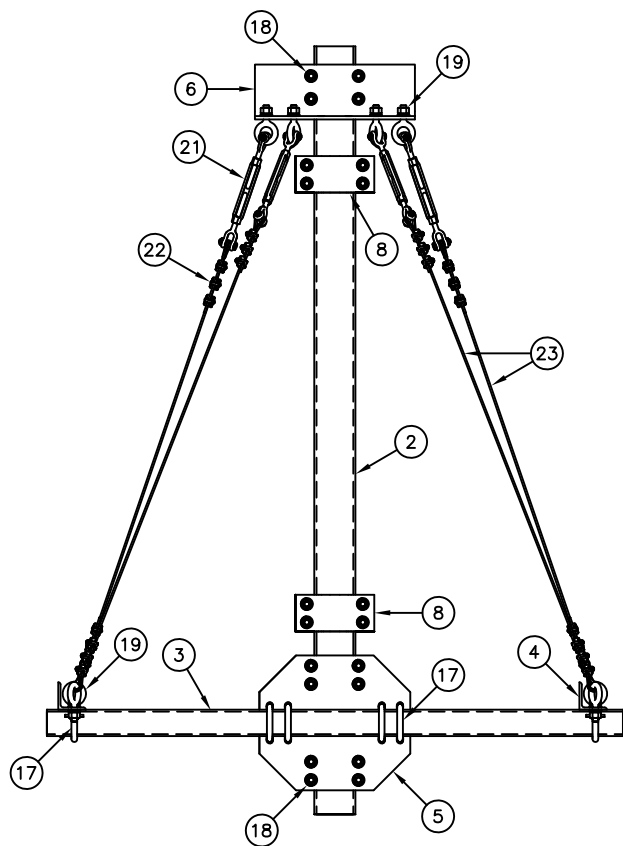


**CONFIDENTIAL**  
This document and the information  
contained herein is the confidential trade  
secret property of Sabre Communications  
Corporation ("Sabre") and must not be  
reproduced, copied or used, in whole or in  
part, for any purpose without the prior  
written consent of Sabre.  
© 2009 Sabre Communications Corporation.  
All rights reserved.

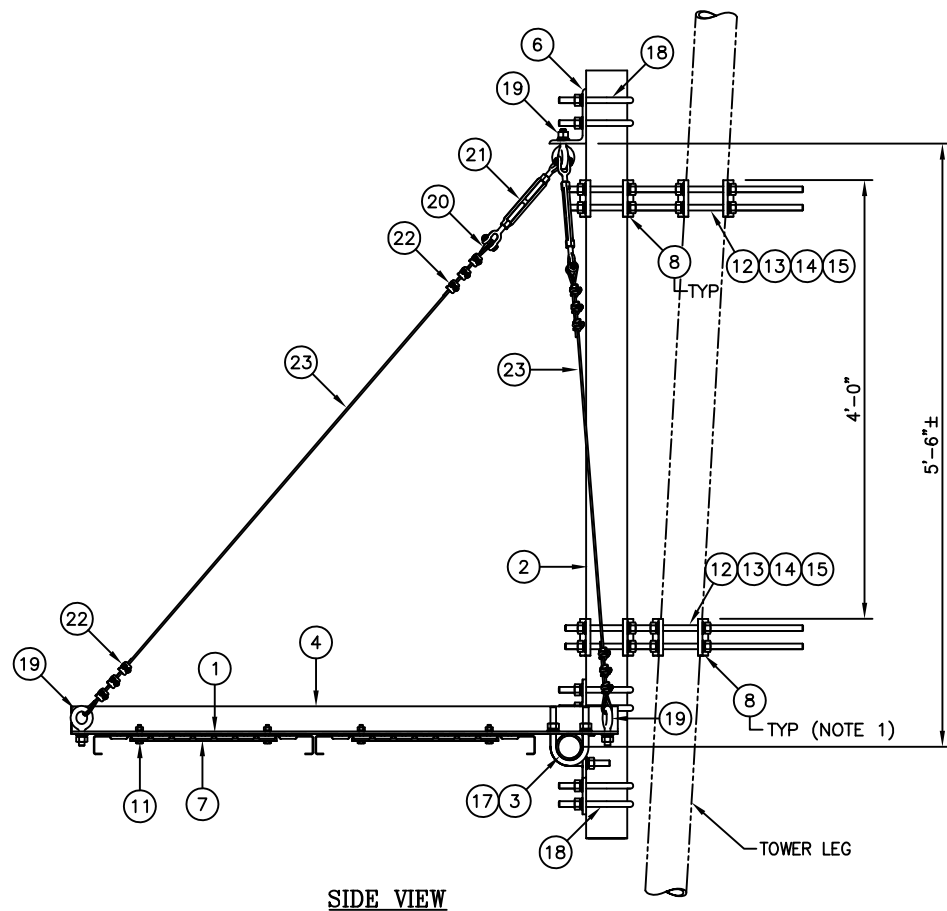
**ICE SHIELD ASSEMBLY  
FOR 4'-0 DISH ANTENNA  
FITS 1 1/2" Ø TO 5" Ø LEGS**

DATE		01/11/01	SIZE	DRAWING NO.	REV
DRAWN BY		BCT	B	C30085001	4
CHECKED BY		KLE		SCALE	PAGE
				None	1 OF 2

\* \$(GETVAR,\*



**SECTION A-A**  
(GRATING REMOVED FOR CLARITY)



**SIDE VIEW**

UNLESS OTHERWISE SPECIFIED ALL DIMENSIONS INCLUDE FINISHES AND ARE IN INCHES		MATERIAL:	
TOLERANCES: FRACTIONS $\pm 1/16"$ ANGLES $\pm 1/2$ DEG. DECIMALS $\pm .010"$		TOLERANCES DO NOT APPLY TO RAW MATERIAL	
REV	DATE	DRW	CHK
4	1/29/09	WRF	MC
3	1/13/09	MLC	MC
2	04/07/08	WRF	MMN
1	04/04/03	KLE	DLW
DESCRIPTION			



**CONFIDENTIAL**  
This document and the information contained herein is the confidential trade secret property of Sabre Communications Corporation ("Sabre") and must not be reproduced, copied or used, in whole or in part, for any purpose without the prior written consent of Sabre.  
© 2009 Sabre Communications Corporation. All rights reserved.

**ICE SHIELD ASSEMBLY  
FOR 4'-0 DISH ANTENNA  
FITS 1 1/2 Ø TO 5 Ø LEGS**

DATE		01/11/01	SIZE	B	DRAWING NO.	C30085001	REV	4
DRAWN BY		BCT	SCALE		None		PAGE	
CHECKED BY		KLE					2 OF 2	