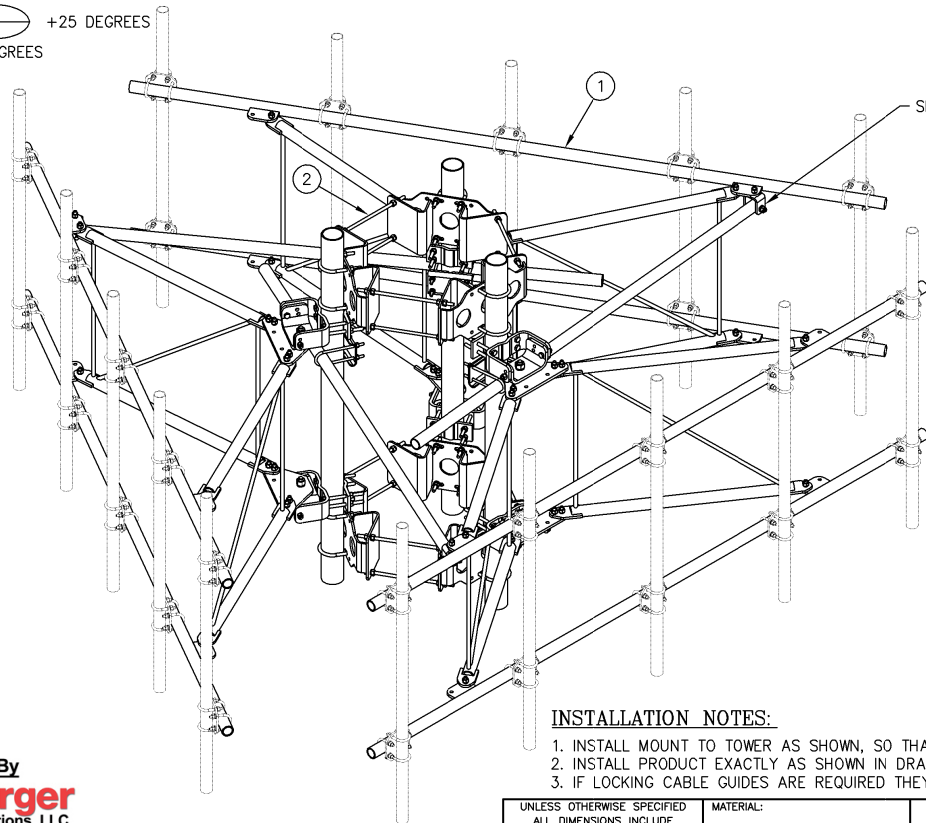
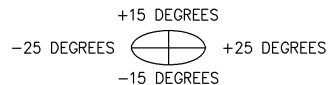


TIEBACK ANGLE RANGE DETAIL

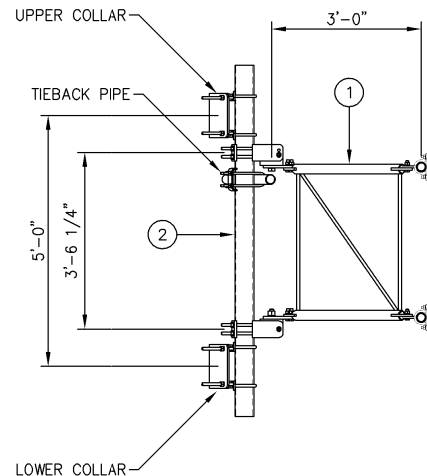
+/- 15 DEGREES VERTICAL
+/- 25 DEGREES HORIZONTAL



ISOMETRIC VIEW

INSTALLATION NOTES:

1. INSTALL MOUNT TO TOWER AS SHOWN, SO THAT WELDED STANDOFF DIAGONAL IS SLOPING DOWNWARD FROM TOWER END TO FACE PIPE END.
2. INSTALL PRODUCT EXACTLY AS SHOWN IN DRAWING, WITH ALL BOLTS FACING UPWARDS.
3. IF LOCKING CABLE GUIDES ARE REQUIRED THEY MUST BE PURCHASED SEPARATELY (SEE PAGE 3).



VIEW A-A
FROM PAGE 2

Distributed By
Rosenberger
Rosenberger Site Solutions, LLC
visit www.RosenbergerOnline.us

NOTES:

1. SEE DRAWING C10899050 FOR INSTALLATION OF 4 1/2" O.D. MONOPOLE PIPE MOUNT ASSEMBLY.
2. SEE DRAWING C10857001C FOR INSTALLATION OF 12' V-BOOM ASSEMBLY W/TIEBACK.
3. MOUNTING PIPES & CROSSOVER PLATE KITS MUST BE PURCHASED SEPARATELY.
4. QUANTITIES SHOWN IN LIST OF MATERIAL ARE FOR A COMPLETE (3) SECTOR INSTALLATION.
5. THE TIEBACK IS SHOWN IN THIS POSITION AS A DEFAULT. THIS TIEBACK CAN BE CONNECTED AT ANY (1) OF THE (4) POSITIONS ON THE TABS ON THE FACE PIPE.

UNLESS OTHERWISE SPECIFIED ALL DIMENSIONS INCLUDE FINISHES AND ARE IN INCHES				MATERIAL:	
TOLERANCES: FRACTIONS $\pm 1/16"$ ANGLES $\pm 1/2$ DEG. DECIMALS $\pm .010"$				TOLERANCES DO NOT APPLY TO RAW MATERIAL	
REV	DATE	DRW	CHK	DESCRIPTION	
1	05/04/20	WRF	EK	UPDATED TO CURRENT STANDARDS	
				ADDED INSTALLATION NOTES AND ADDED PAGE 3	

Sabre Industries
Towers and Poles

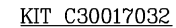
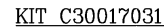
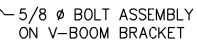
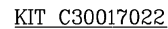
CONFIDENTIAL
This document and the information contained herein is the confidential trade secret property of Sabre Communications Corporation ("Sabre") and must not be reproduced, copied or used, in whole or in part, for any purpose without the prior written consent of Sabre.
© 2018 Sabre Communications Corporation.
All rights reserved.

12' HD V-BOOM ASSEMBLY W/TIEBACK
(3' STANDOFF)
ON MONOPOLE PIPE MOUNT ASSEMBLY
W/NO ANTENNA MOUNTING PIPES

DATE		SIZE	DRAWING NO.	REV
09/24/18		B	C10857801	1
DRAWN BY		SCALE		PAGE
WRF		None		1 OF 3
CHECKED BY				
WMN				

ITEM	QTY.	PART NO.	DESCRIPTION	WEIGHT
1.	3	C10857001C	12' HD V-BOOM ASSEMBLY W/TIE BACK	1386
2.	1	C10899050	4 1/2" O.D. MONOPOLE PIPE MOUNT ASSEMBLY	678
TOTAL WEIGHT				2064

IF REQUIRED PLEASE ORDER THE APPROPRIATE KIT BELOW TO FIT YOUR INDIVIDUAL FIELD NEEDS.



Distributed By

Rosenberger
Rosenberger Site Solutions, LLC
visit www.RosenbergerOnline.us

OTHER ADDITIONAL CABLE GUIDE SUPPORTS MAY BE REQUIRED ABOVE AND BELOW V-BOOM SO THAT CABLE ALIGNMENT IS WITHIN REQUIRED LIMITS.

UNLESS OTHERWISE SPECIFIED ALL DIMENSIONS INCLUDE FINISHES AND ARE IN INCHES					MATERIAL:		<div>Sabre Industries™ Towers and Poles</div>		12' HD V-BOOM ASSEMBLY W/TIEBACK (3' STANDOFF) ON MONOPOLE PIPE MOUNT ASSEMBLY W/NO ANTENNA MOUNTING PIPES													
TOLERANCES: FRACTIONS ± 1/16" ANGLES ± 1/2 DEG. DECIMALS ± .010"					TOLERANCES DO NOT APPLY TO RAW MATERIAL																	
								<div>CONFIDENTIAL</div> <p>This document and the information contained herein is the confidential trade secret property of Sabre Communications Corporation ("Sabre") and must not be reproduced, copied or used, in whole or in part, for any purpose without the prior written consent of Sabre.</p> <p>© 2018 Sabre Communications Corporation. All rights reserved.</p>							SIZE		DRAWING NO.		REV			
													DATE		09/24/18		B		C10857801		1	
													DRAWN BY		WRF							
													CHECKED BY		WMN							
1	05/04/20	WRF	EK	UPDATED TO CURRENT STANDARDS																		
				ADDED INSTALLATION NOTES AND ADDED PAGE 3																		
REV	DATE	DRAWN	CHECK	DESCRIPTION												SCALE		PAGE				
																None		3 OF 3				