

+/- 15 DEGREES VERTICAL
+/- 25 DEGREES HORIZONTAL

-25 DEGREES  +25 DEGREES
-15 DEGREES



Distributed By
Rosenberger
Rosenberger Site Solutions, LLC
visit www.RosenbergerOnline.us

1. QUANTITIES SHOWN IN LISTS OF MATERIAL ARE FOR ONE (1) V-BOOM ONLY.
2. THIS V-BOOM WILL MOUNT TO THE FOLLOWING: 1 1/2" Ø TO 5 9/16" Ø ROUND LEG.
3. TIEBACK MUST BE CONNECTED TO A RIGID MEMBER THAT PROVIDES ADEQUATE SUPPORT WITHIN THE LIMITS NOTED ABOVE IN THE TIEBACK ANGLE RANGE DETAIL UNLESS APPROVED BY THE ENGINEER OF RECORD.
4. THE TIEBACK IS SHOWN IN THIS POSITION AS A DEFAULT. THIS TIEBACK CAN BE CONNECTED AT ANY (1) OF THE (4) POSITIONS ON THE TABS ON THE FACE PIPE.

1. INSTALL MOUNT TO TOWER AS SHOWN, SO THAT WELDED STANDOFF DIAGONAL IS SLOPING DOWNWARD FROM TOWER END TO FACE PIPE END.
2. UPPER PIVOTING PLATE (ITEM 4) HAS THREE HOLES ON EACH SIDE AND UPPER LEG CLAMP PLATE (ITEM 5) HAS TWO HOLES ON EACH SIDE FOR TAPER ADJUSTMENT.
3. INSTALL PRODUCT EXACTLY AS SHOWN IN DRAWING, WITH ALL BOLTS FACING UPWARDS.
4. IF LOCKING CABLE GUIDES ARE REQUIRED THEY MUST BE PURCHASED SEPARATELY (SEE PAGE 4).

[illegible]

CK00386 INCLUDES ITEMS 1, 3, 4, 5, 6, 7, 12 & 15 (8 QTY)
CK00404-HDW INCLUDES ITEMS 8, 9, 10, 13, 14, 15 (4 QTY), 16, 17, 18 & 19
CK00404-STL INCLUDES ITEMS 2 & 11

(1)	C10857003C	14' HD V-BOOM ASSEMBLY W/TIEBACK	483#
(4)	C10901329	PIPE, 2 7/8" O.D. X .203 X 10'-0	241#
(8)	C10902012	CROSSOVER PLATE KIT	64#
		TOTAL WEIGHT	788#

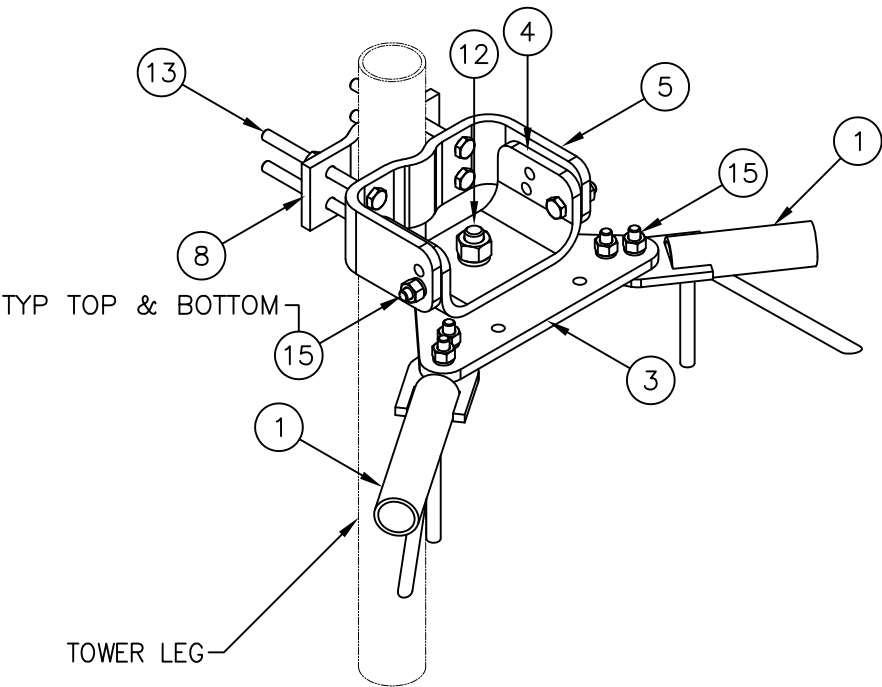
ANTENNA MOUNTING PIPES

C10902012 CROSSOVER PLATE KIT

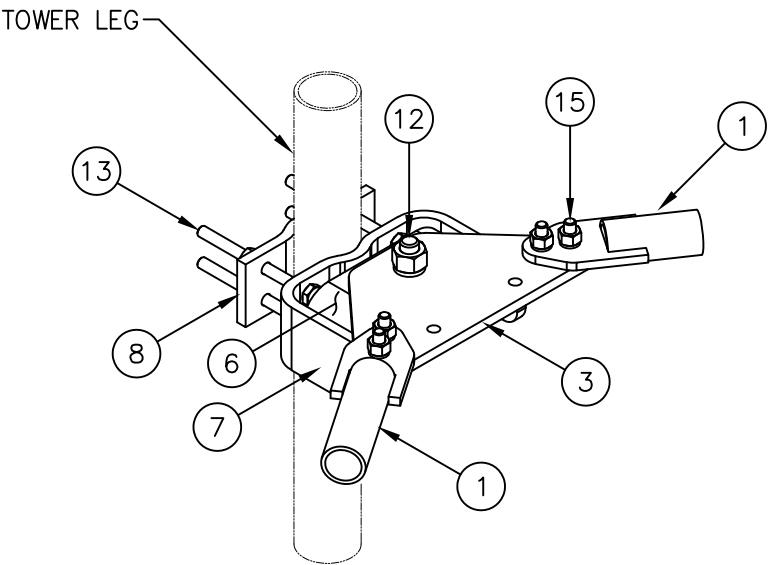
ITEM	QTY.	PART NO.	DESCRIPTION	WEIGHT
21.	1	CS03116	CROSSOVER PLATE	4
22.	2	C40034139	U-BOLT ASSEMBLY, 1/2 X X 2 15/16 C-C	2
23.	2	C40034140	U-BOLT ASSEMBLY, 1/2 X X 3 7/16 C-C	2
TOTAL WEIGHT				8

14' HD V-BOOM ASSEMBLY W/TIEBACK
(3' STANDOFF)
W/ANTENNA MOUNTING PIPES &
CROSSOVER KITS

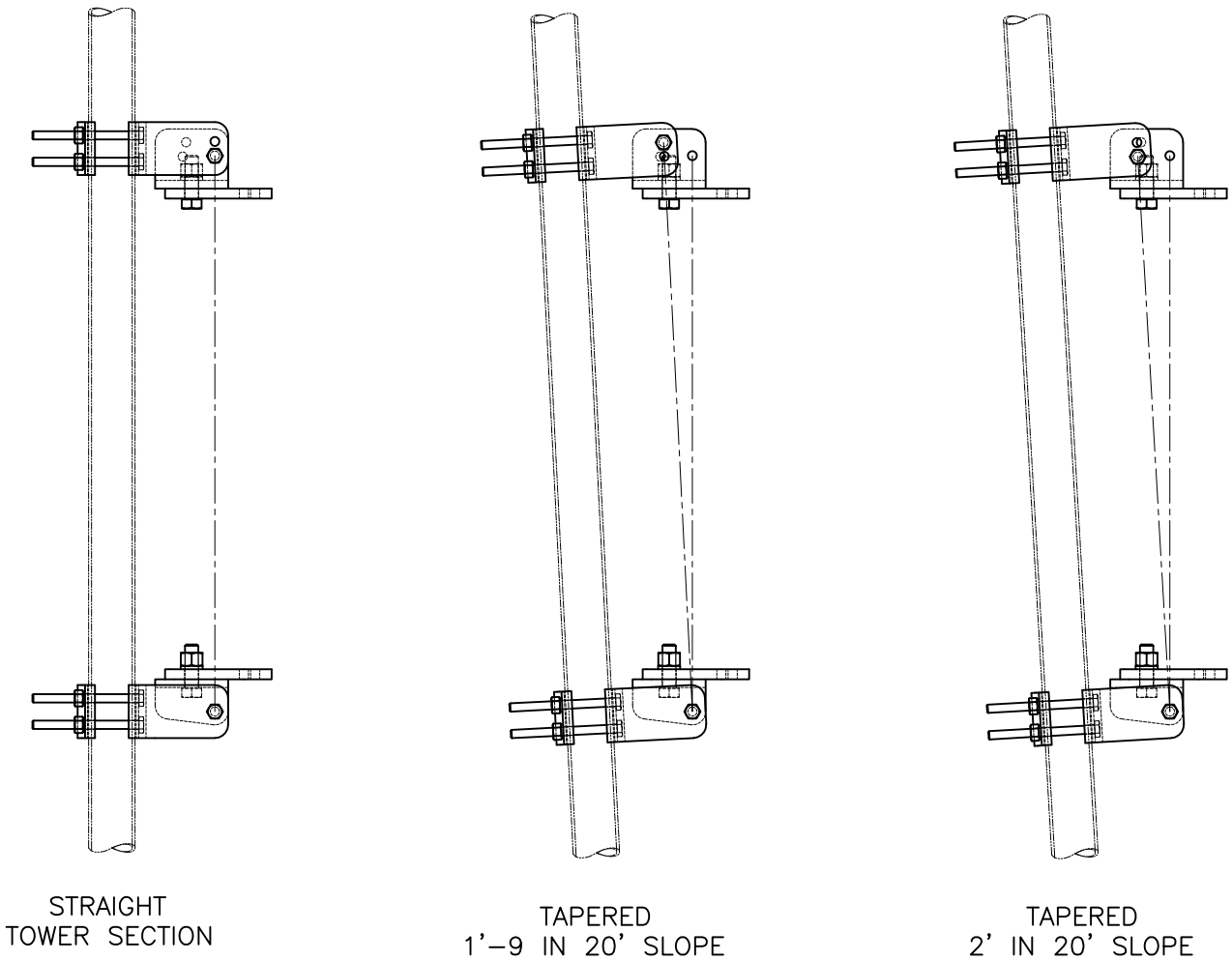
		SIZE B	DRAWING NO. C10857278C		REV 1
DATE	11/05/18				
DRAWN BY	KLE		SCALE None	PAGE 1 OF 4	
CHECKED BY	EK				



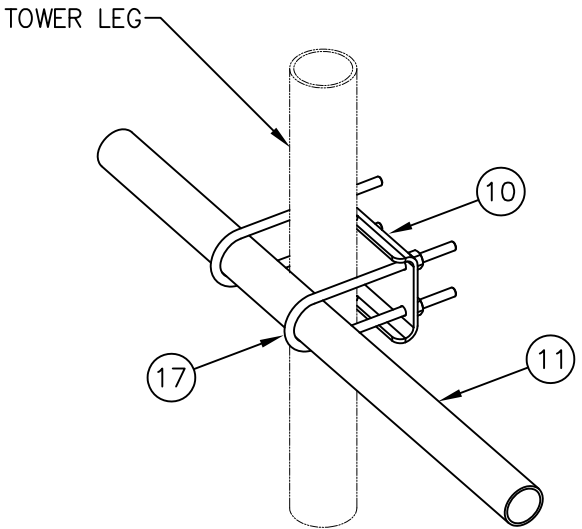
UPPER LEG MOUNTING DETAIL



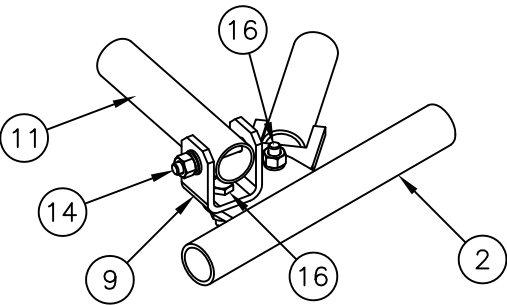
LOWER LEG MOUNTING DETAIL




-----PIVOTING OPTIONS-----

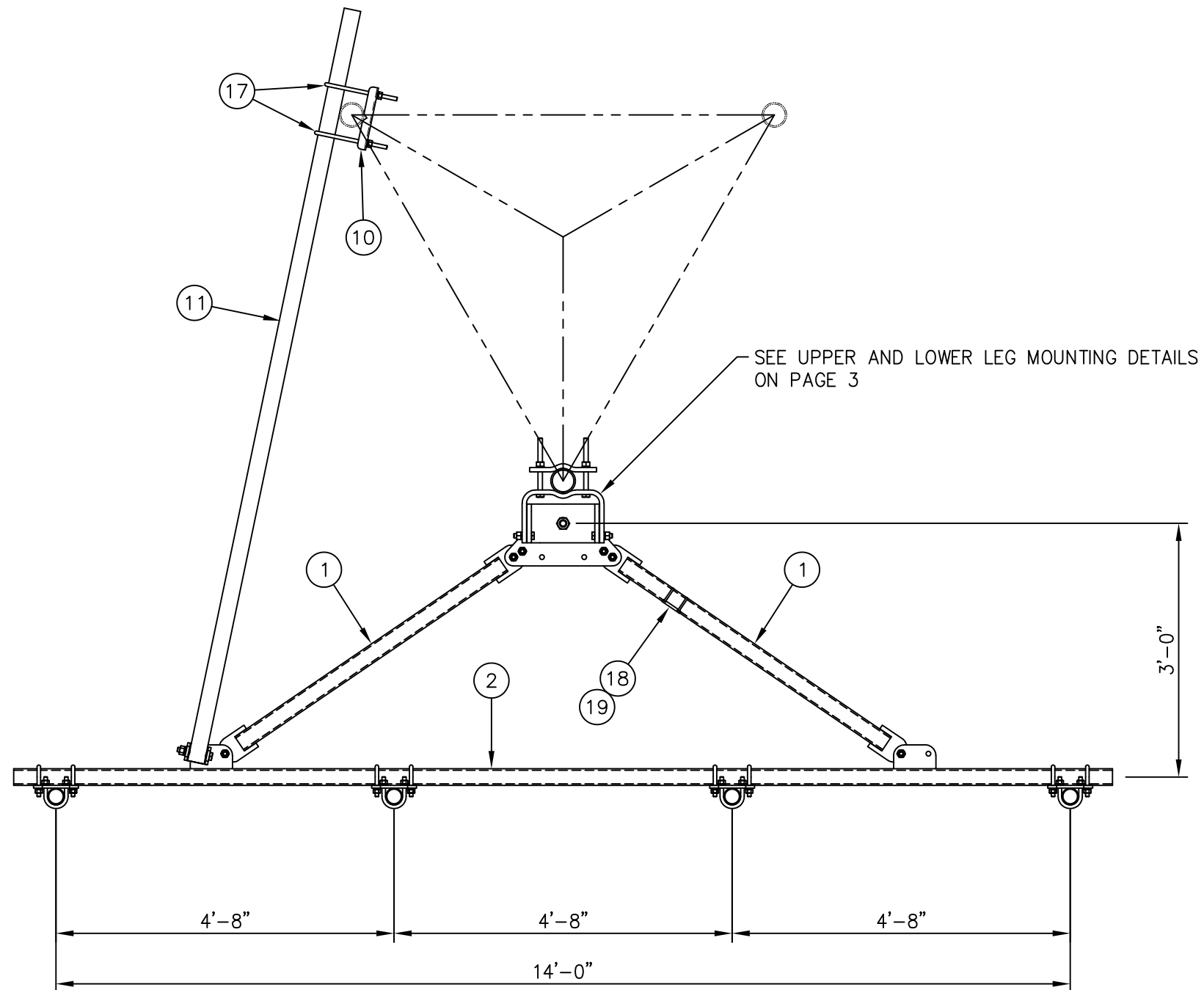
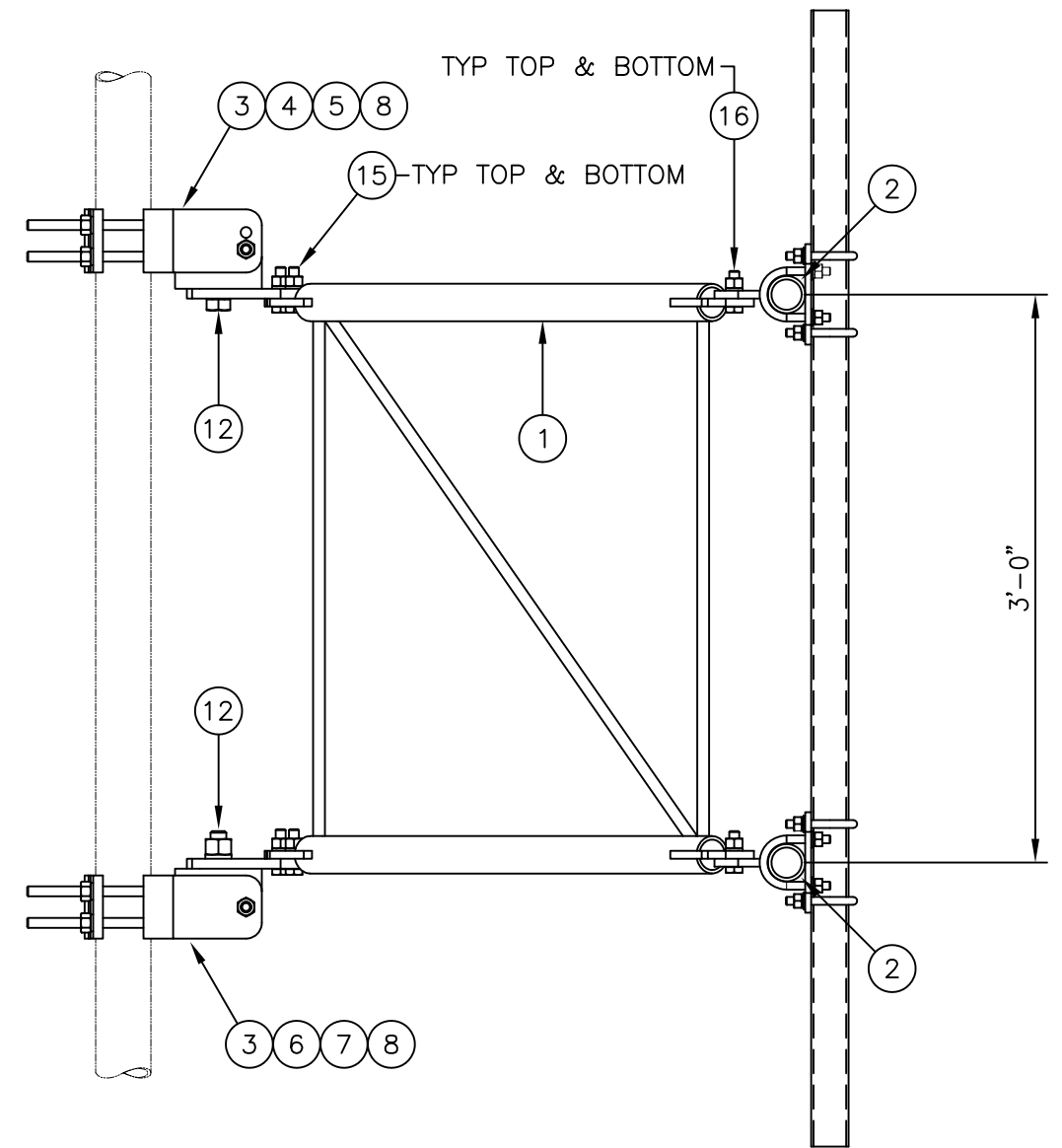


TIE BACK DETAIL
AT TOWER LEG



TIE BACK DETAIL
AT ANTENNA MOUNTING FRAME

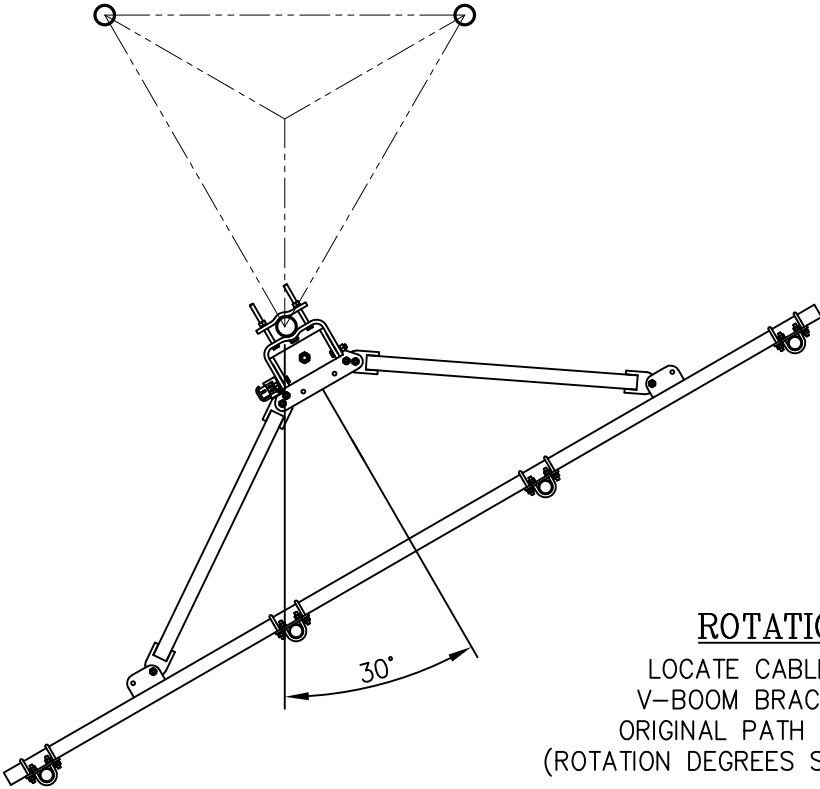
UNLESS OTHERWISE SPECIFIED ALL DIMENSIONS INCLUDE FINISHES AND ARE IN INCHES					MATERIAL:				14' HD V-BOOM ASSEMBLY W/TIEBACK (3' STANDOFF) W/ANTENNA MOUNTING PIPES & CROSSOVER KITS						
TOLERANCES: FRACTIONS ± 1/16" ANGLES ± 1/2 DEG. DECIMALS ± .010"					TOLERANCES DO NOT APPLY TO RAW MATERIAL										
							<div>CONFIDENTIAL</div> <div>This document and the information contained herein is the confidential trade secret property of Sabre Communications Corporation ("Sabre") and must not be reproduced, copied or used, in whole or in part, for any purpose without the prior written consent of Sabre. © 2018 Sabre Communications Corporation. All rights reserved.</div>					SIZE	DRAWING NO.		REV
						DATE				11/05/18	B	C10857278C		1	
						DRAWN BY				KLE				PAGE	
						CHECKED BY				EK				3 OF 4	
												SCALE			
												None			
1	04/29/20	WRF	EK	ADDED NOTE 4 TO GENERAL NOTES, ADDED NOTE 4 TO INSTALLATION NOTES AND ADDED PAGE 4											
REV	DATE	DRW	CHK	DESCRIPTION											



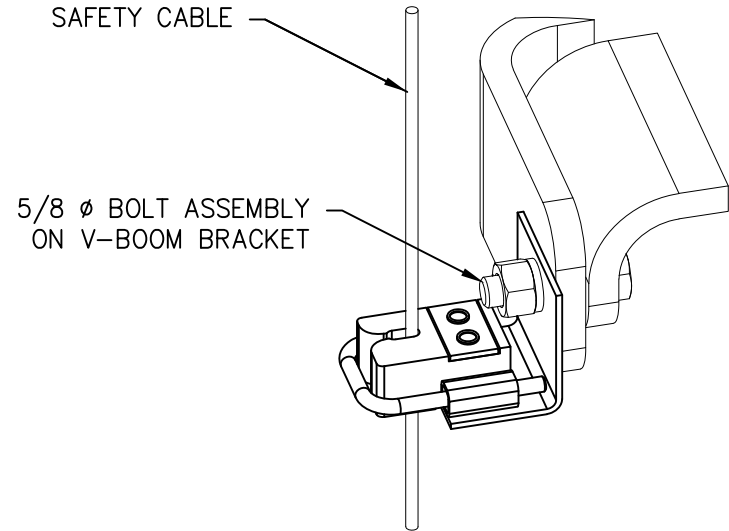
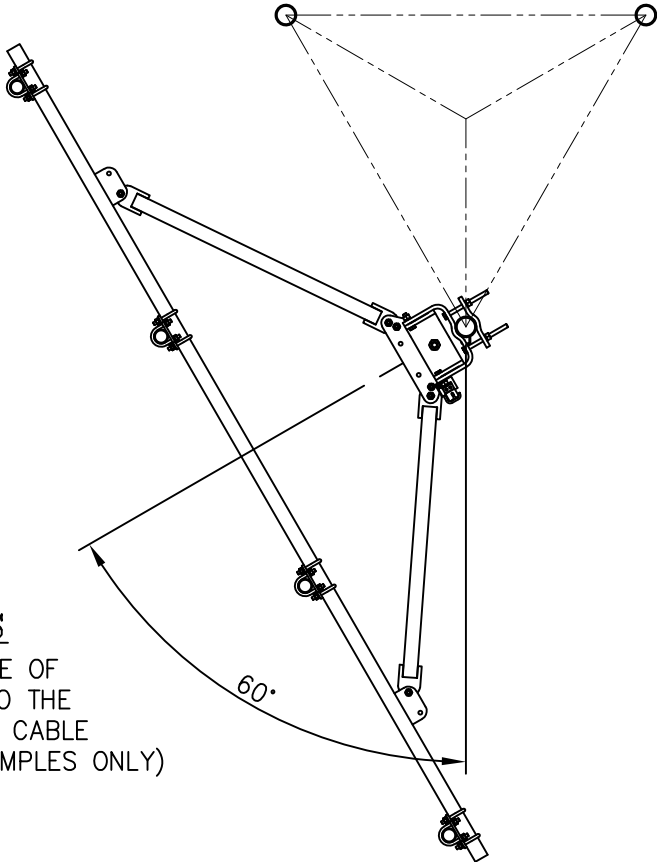
14' HD V-BOOM ASSEMBLY W/TIEBACK (3' STANDOFF) W/ANTENNA MOUNTING PIPES & CROSSOVER KITS				
		SIZE	DRAWING NO.	REV
DATE	11/05/18	B	C10857278C	1
DRAWN BY	KLE		SCALE	PAGE
CHECKED BY	EK		None	2 OF 4

OPTIONAL LOCKING CABLE GUIDE

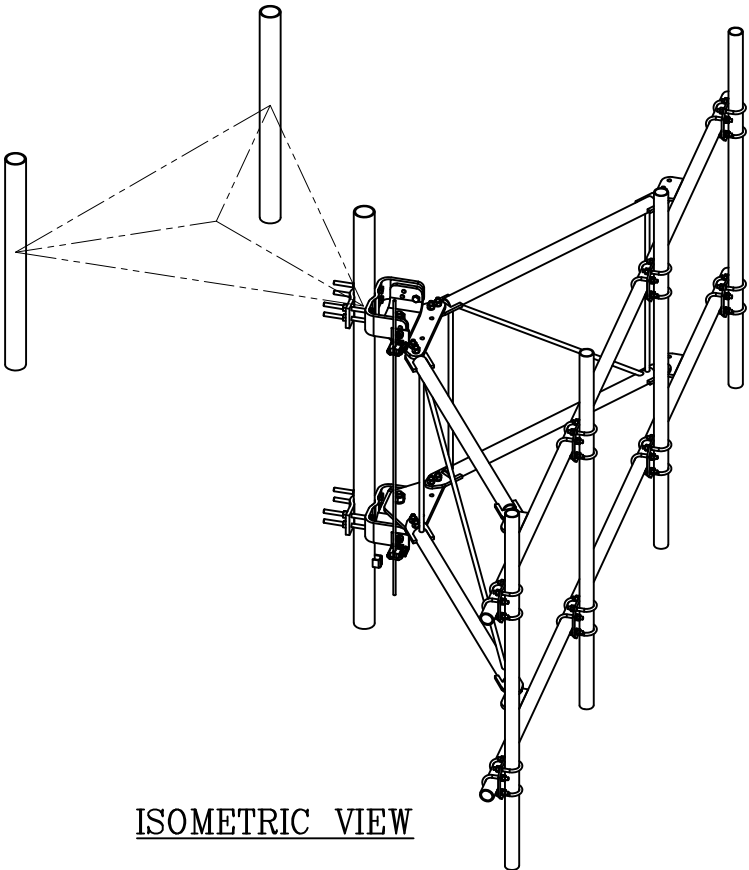
IF REQUIRED PLEASE ORDER PART NUMBER C30017022. THIS KIT WILL COME WITH (2) LOCKING CABLE GUIDES FOR TOP & BOTTOM V-BOOM BRACKETS.



ROTATION OPTIONS
LOCATE CABLE GUIDE ON SIDE OF V-BOOM BRACKET CLOSEST TO THE ORIGINAL PATH OF THE SAFETY CABLE
(ROTATION DEGREES SHOWN ARE EXAMPLES ONLY)




CABLE GUIDE DETAIL



ISOMETRIC VIEW

NOTE

OTHER ADDITIONAL CABLE GUIDE SUPPORTS MAY BE REQUIRED ABOVE AND BELOW V-BOOM SO THAT CABLE ALIGNMENT IS WITHIN REQUIRED LIMITS.

UNLESS OTHERWISE SPECIFIED ALL DIMENSIONS INCLUDE FINISHES AND ARE IN INCHES					MATERIAL:					<div></div>					14' HD V-BOOM ASSEMBLY W/TIEBACK (3' STANDOFF) W/ANTENNA MOUNTING PIPES & CROSSOVER KITS										
TOLERANCES: FRACTIONS ± 1/16" ANGLES ± 1/2 DEG. DECIMALS ± .010"					TOLERANCES DO NOT APPLY TO RAW MATERIAL																				
										<div>CONFIDENTIAL</div> <div>This document and the information contained herein is the confidential trade secret property of Sabre Communications Corporation ("Sabre") and must not be reproduced, copied or used, in whole or in part, for any purpose without the prior written consent of Sabre. © 2018 Sabre Communications Corporation. All rights reserved.</div>								SIZE		DRAWING NO.			REV		
															DATE		11/05/18		B		C10857278C			1	
															DRAWN BY		KLE					SCALE		PAGE	
															CHECKED BY		EK					None		4 OF 4	
1 04/29/20 WRF EK					ADDED NOTE 4 TO GENERAL NOTES, ADDED NOTE 4 TO INSTALLATION NOTES AND ADDED PAGE 4																				
REV		DATE		DRW		CHK		DESCRIPTION																	